

Oregon State University



Beef Cattle Sciences

# Beef Cattle Library

## Estrus Synchronization and Artificial Insemination in Beef Cattle <sup>1</sup>

Professionally  
Reviewed

Reinaldo F. Cooke <sup>2</sup> and Guilherme H. L. Marquezini <sup>3</sup>

### Introduction

Artificial insemination (AI) has been utilized by the cow-calf industry for over 50 years. The advances in techniques to freeze semen allowed producers to infuse new and improved genetic material into their herd without the expenses of purchasing and maintaining high-merit and proven (high accuracy) bulls. Recent development of estrus synchronization and fixed-time AI protocols allowed producers to breed more cows on a much shorter period of time, and therefore enhance the overall reproductive performance of the cowherd. Another advantage of AI protocols is that beef producers can assess and record reproductive performance of individual cows. With individual records, producers have the chance of refining the reproductive ability of the herd and increase efficiency of the operation, given that reproductive failure is one of the major sources of economic losses within a cow-calf system. This article will further address some of the advantages and disadvantages of AI, and review the most common estrus synchronization protocols that are currently available to producers.

### Learning AI

The success of an AI program highly depends on the skills of the AI technician. Without proper training, AI equipment and semen can be

seriously damaged. Training is also important to minimize hazards to the cow and the technician. Typically, semen companies can provide or recommend well-trained technicians to producers that purchase their products. Producers and farm crews also have the option to attend AI schools and learn the required techniques. For further information about these courses, please contact your county agent or the National Association of Animal Breeders (<http://www.naab-css.org/>), an entity that recommends the minimum standards for AI schools.

### Advantages of Estrus Synchronization + AI

Including estrus synchronization and AI into the breeding program brings several benefits to producers. Some of these benefits are:

- Breeding and calving seasons can be shortened and better characterized.
- Hastened infusion of new and improved genetic material into the herd. Selecting sires that are genetically tested and classified for desired EPDs will generate a superior and more efficient calf crop.

- 
1. This document is part of the Oregon State University – Beef Cattle Library. Published in November 2009. Prior to acceptance, this document was anonymously reviewed by two experts in the area. For further information, please visit the Beef Cattle Sciences website at <http://beefcattle.ans.oregonstate.edu>.
  2. Reinaldo F. Cooke, Assistant Professor, Oregon State University - EOARC, Burns 97720. Email: [reinaldo.cooke@oregonstate.edu](mailto:reinaldo.cooke@oregonstate.edu).
  3. Guilherme Marquezini, Graduate Student, University of Florida – Animal Sciences, Gainesville 32611. Email: [marqu.03@ufl.edu](mailto:marqu.03@ufl.edu).

- Improved reproductive records of the cowherd. Producers will have a better idea of the reproductive ability of each individual cow.
- If heat detection is included in the AI program, producers will also have a better idea of the cycling status of the cowherd during the breeding season.
- Better control of venereal diseases such as Vibriosis and Trichomoniasis.
- Ability of selecting specific sires with desired EPDs for different animal groups, such as replacement heifers and mature cows.
- Decrease the number of bulls in the operations, which brings not only economical savings, but also management and safety benefits. As a rule of thumb, a proportion of 1 bull for 25 non-pregnant cows should be used. If 200 cows are exposed to the AI program, and 50% of them become pregnant to AI, 100 cows remain open; therefore 4 clean-up bulls should be used. If producers want to identify the calves' sire, a 15-day interval between AI and bull exposure should be included; therefore a similar interval will be observed during the calving season, which will allow producers to determine the calf's sire. Another option is to AI and subsequently expose cows to bulls with different phenotype, such as Angus and Charolais bulls.

### Challenges of Estrus Synchronization + AI

As any other management decision, synchronization and AI also brings challenges to producers. However, these are commonly compensated by the advantages previously described. Some of the challenges of AI programs are:

- Requires careful planning, well in advance to the beginning of the program.
- Requires additional management and handling of cows. Typically, cows need to be processed 3 times within a 10-day interval.
- Requires trained personnel and intensive labor.
- Requires special handling facilities.
- Requires special equipment, such as AI tools, semen tank, and liquid nitrogen.

- Calving will occur in a narrow window, which can increase concerns with inclement weather and possible disease challenges during the calving season.
- Costs associated with drugs and semen.

### Synchronization of Estrus and Fixed-Time AI

Estrus synchronization consists of grouping heat and/or ovulation of the herd into a short period of time, which typically ranges within 5 days, so AI the breeding can be concentrated. Specific products are required for estrus synchronization (Table 1), and they vary according to the protocol adopted.

**Table 1.** Hormones commonly used in estrus synchronization and their trade names.

Hormone	Trade name
GnRH	Cystorelin <sup>®</sup> , Factrel <sup>®</sup> , Fertagyl <sup>®</sup> , OvaCyst <sup>®</sup>
Progestins	CIDR <sup>®</sup> , MGA <sup>®</sup>
Prostaglandin	Lutalyse <sup>®</sup> , Estrumate <sup>®</sup> , ProstaMate <sup>®</sup> , estroPLAN <sup>™</sup> , In-synch <sup>™</sup>

There are several estrus synchronization + AI programs currently available to producers, and these can be divided into three main categories:

- Heat detection and AI - During and following the estrus synchronization protocol, cows will come into heat during a specific time frame depending on the protocol utilized. The technician will need to determine the time that each cow begins showing standing heat, and then AI the cow approximately 12-hours later.
- Fixed-Time AI - Following the estrus synchronization protocol, all cows are inseminated at a predetermined time; therefore heat detection is not necessary.
- Heat detection + fixed-time AI - During and following the estrus synchronization protocol, cows that come into heat are inseminated 12-hours later. All cows not detected in heat are inseminated at a predetermined time.

Within these three categories, there are many alternatives that producers can choose from. Under adequate management conditions, the protocols currently available can yield pregnancy rates to AI between 45 to 60%, whereas recently developed

protocols are producing pregnancy rates around 70 %. Nevertheless, the success of estrus synchronization + AI programs will depend on the producer and operation system. Therefore, producers should not select protocols for the pregnancy rates that it can yield under “optimal conditions”, but should choose protocols that will fit into their management scheme.

### ***Protocols for estrus synchronization + AI***

In this publication, we will only describe protocols that have been thoroughly tested by research studies and are recommended by the Beef Reproductive Task Force, which is a group of specialists in beef cattle reproduction (See appendix 1). These protocols yielded different pregnancy rates when evaluated under adequate management conditions (Table 2), which means that cows were in adequate nutrition, trained labor and facilities were available, and a substantial number of animals were utilized. But before selecting a specific protocol, producers should consider some of the following factors:

- **Cost efficiency** - Estrus synchronization programs are not always profitable. Producers should first determine the costs required for implementing the selected protocol, such as hormones, semen, and labor costs, and compare that to the expected outcomes, such as pregnancy rates, calving distribution, and performance of the offspring.
- **Herd size** - Heat detection can be impaired in a large group of cows. Also, dividing the herd into several smaller groups can also decrease the efficiency of heat detection. Therefore, fixed-time AI might be the most adequate approach when breeding large herds.
- **Body condition score** - Cows in low body condition score following calving are likely not cycling and therefore might not respond well to the synchronization + AI protocol. If no other alternatives are available, assigning thin non-cyclic cows to a synchronization protocol that contains CIDR, MGA or GnRH might be an alternative to induce cyclicity. Nevertheless, cows with low body condition score (less than 4) typically have reduced pregnancy rates to AI compared to cows in adequate body condition (5 or 6).
- **Animal category** - Mature cows and replacement heifers respond differently to estrus

synchronization protocols because their reproductive physiology differ. Therefore, specific protocols were developed for each category (Figure 1). Assigning heifers to protocols developed to mature cows, or vice-versa, may result in decreased pregnancy rates.

- **Availability of labor and facilities** - Producers should select the protocol that matches the labor force and handling facilities of the operation. Remember, the estrus synchronization + AI protocols that result in the highest pregnancy rates also require cows to be handled several times.
- **Semen source** - Producers that will breed cows with valuable semen, which is common in seedstock scenarios, should choose protocols that utilize heat detection. Even though labor is increased and fewer cows are inseminated in a short period of time, AI following heat detection generally yields greater pregnancy rates compared to fixed-time AI, resulting in better utilization of the semen. Further, if valuable semen is selected, a greater investment has been made. Every effort should be made to achieve greater pregnancy rates, including having a high percentage of females cycling at the start of the breeding season by using a quality nutrition program and an adequate number days since last calving.

### **Conclusion**

Artificial insemination is an important tool to infuse new and improved genetics into the herd. Recent advances in estrus synchronization protocols and fixed-time AI techniques increased the number of cows that can be bred during a shorter period of time. Several estrus synchronization + AI protocols were developed, tested, and are currently available to producers; however, producers should select the protocol that is cost efficient and matches their operating system, such as type and condition of cattle, labor availability, and handling facilities. For additional information regarding the protocols and techniques described herein, please visit the Cow-Calf Guide (<http://www.avs.uidaho.edu/wbrc-index.htm>) and the Beef Reproductive Task Force (<http://beefrepro.unl.edu>) website.

**Table 2.** Relative cost, labor requirement, and pregnancy rates of commonly used breeding programs.

Protocol	Relative cost	Labor required	Animals evaluated	Avg. Pregnancy Rates, %
<b>Heat Detection and AI</b>				
Select Synch	Low	Medium/High	678 cows	46
Select Synch + CIDR <sup>®</sup>	High	Medium	595 cows	51
MGA <sup>®</sup> – PG	Low	Low/Medium	2,746 heifers	60
<b>Fixed-time AI</b>				
7-day Co-Synch + CIDR <sup>®</sup>	High	Medium	8,124 cows	59
5-day Co-Synch + CIDR <sup>®</sup>	High	Medium	1,162 cows	68
Co-Synch + CIDR <sup>®</sup>	High	Medium	1,389 heifers	49
MGA <sup>®</sup> – PG	Medium	Medium	831 heifers	46
CIDR <sup>®</sup> Select	High	Medium/High	1228 heifers	62
<b>Heat Detection and Fixed-time AI</b>				
MGA <sup>®</sup> – PG	Medium	Medium	1,905 heifers	56
Select Synch	Low	Medium/High	2,048 cows	51
Select Synch + CIDR <sup>®</sup>	High	Medium	1,596 cows	56
			748 heifers	56

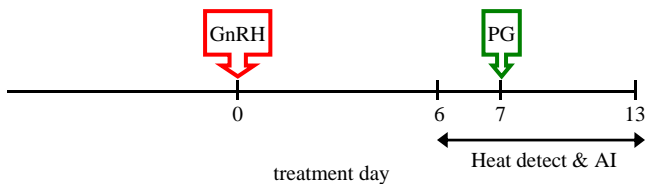
## References

- Beef Reproductive Task Force. 2009. Protocols for synchronization of estrus and ovulation.
- Bridges et al., 2008. Purdue University Cooperative Extension Service, AS-575-W.
- Colburn, D. 2008. In: Cow-Calf Management Guide, CL405.
- Stenquist, N. J., and T. Geary. 2008. In: Cow-Calf Management Guide, CL404

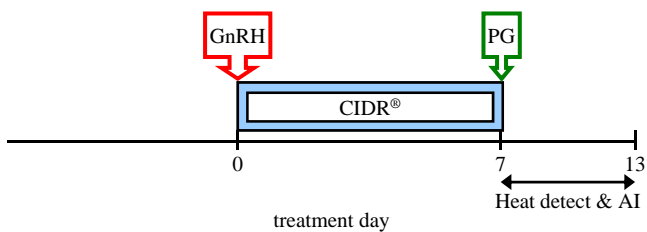
# BEEF COW PROTOCOLS - 2009

## HEAT DETECTION

### Select Synch



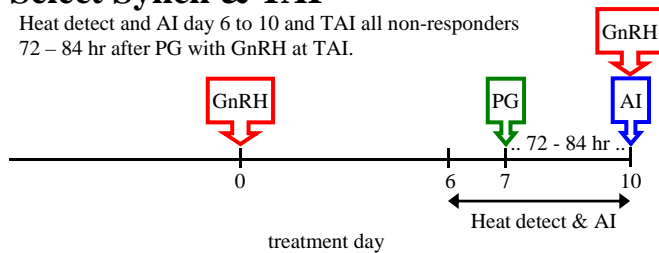
### Select Synch + CIDR®



## HEAT DETECT & TIME AI (TAI)

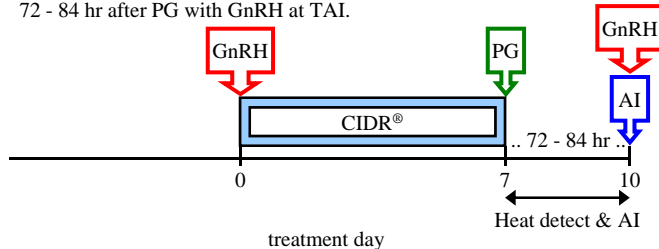
### Select Synch & TAI

Heat detect and AI day 6 to 10 and TAI all non-responders 72 - 84 hr after PG with GnRH at TAI.



### Select Synch + CIDR® & TAI

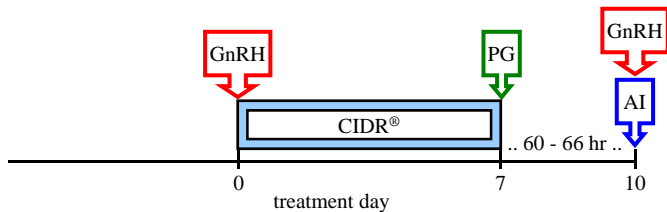
Heat detect and AI day 7 to 10 and TAI all non-responders 72 - 84 hr after PG with GnRH at TAI.



## FIXED-TIME AI (TAI)\*

### 7-day CO-Synch + CIDR®

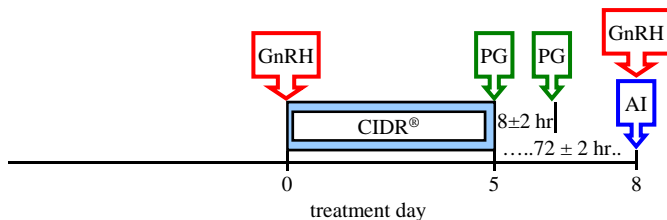
Perform TAI at 60 to 66 hr after PG with GnRH at TAI.



### 5-day CO-Synch + CIDR®

Perform TAI at 72 ± 2 hr after 1<sup>st</sup> PG with GnRH at TAI.

Two injections of PG 8 ± 2 hr apart are required for this protocol.



## COMPARISON OF PROTOCOLS FOR BEEF COWS

HEAT DETECTION	COST	LABOR
Select Synch	Low	Medium/High
Select Synch + CIDR®	High	Medium

## HEAT DETECT & TAI

Select Synch (TAI non-responders 72-84 hr after PG)	Low	Medium/High
Select Synch + CIDR® (TAI non-responders 72-84 hr after PG)	High	Medium

## FIXED-TIME AI (TAI)

7-day CO-Synch + CIDR® (TAI 60 to 66 hr after PG with GnRH at TAI)	High	Medium
5-day CO-Synch + CIDR® (TAI 72 ± 2 hr after 1 <sup>st</sup> PG with GnRH at TAI)	High	High

\* The times listed for "Fixed-time AI" should be considered as the approximate average time of insemination. This should be based on the number of cows to inseminate, labor, and facilities.

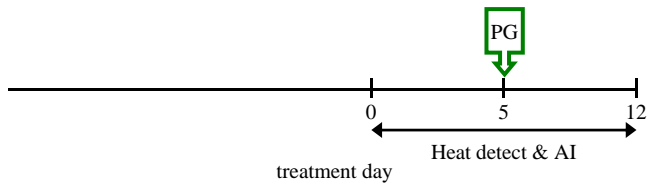
GnRH Cystorelin®, Factrel®, Fertagyl®, OvaCyst®

PG Estrumate®, In-Synch®, Lutalyse®, ProstaMate®,  
estroPLAN®

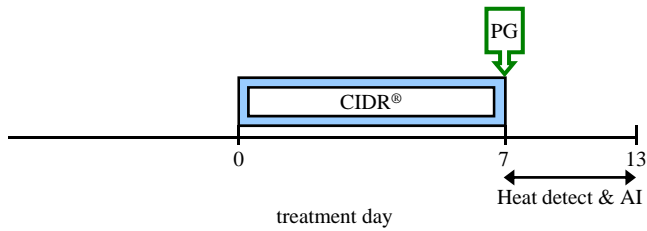
# BEEF HEIFER PROTOCOLS - 2009

## HEAT DETECTION

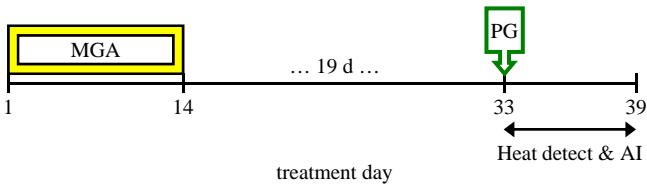
### 1 Shot PG



### CIDR®-PG



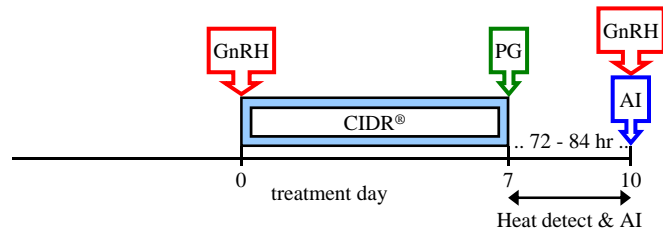
### MGA®-PG



## HEAT DETECT & TIME AI (TAI)


### Select Synch + CIDR® & TAI

Heat detect and AI day 7 to 10 and TAI all non-responders 72 - 84 hr after PG with GnRH at TAI.



### MGA®-PG & TAI

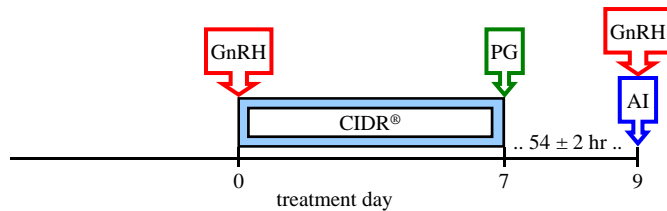
Heat detect and AI day 33 to 36 and TAI all non-responders 72 - 84 hrs after PG with GnRH at TAI.



## FIXED-TIME AI (TAI)\*


### CO-Synch + CIDR®

Perform TAI at  $54 \pm 2$  hr after PG with GnRH at TAI.



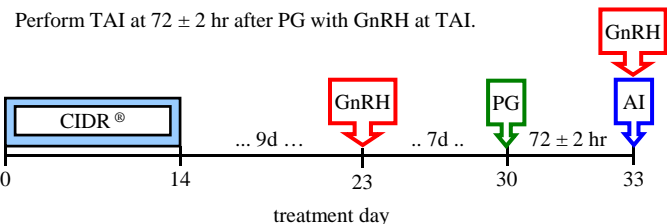
### MGA®-PG

Perform TAI at  $72 \pm 2$  hr after PG with GnRH at TAI.



### CIDR® Select

Perform TAI at  $72 \pm 2$  hr after PG with GnRH at TAI.



## COMPARISON OF PROTOCOLS FOR BEEF HEIFERS

HEAT DETECTION	COST	LABOR
1 Shot PG	Low	High
CIDR®-PG	Medium	Medium
MGA®-PG	Low	Low/Medium

## HEAT DETECT & TAI

Select Synch + CIDR® (TAI non-responders 72-84 hr after PG)	High	Medium
MGA®-PG (TAI non-responders 72-84 hr after PG)	Medium	Medium

## FIXED-TIME AI (TAI)

CO-Synch + CIDR® (TAI $54 \pm 2$ hr after PG with GnRH at TAI)	High	Medium
MGA®-PG (TAI $72 \pm 2$ hr after PG with GnRH at TAI)	Medium	Medium
CIDR® Select (TAI $72 \pm 2$ hr after PG with GnRH at TAI)	High	Medium/High

\*The times listed for "Fixed-time AI" should be considered as the approximate average time of insemination. This should be based on the number of heifers to inseminate, labor, and facilities.

GnRH	Cystorelin®, Factrel®, Fertagyl®, OvaCyst®
PG	Estrumate®, In-Synch®, Lutalyse®, ProstaMate®, estroPLAN®